

Cash flow forecasting


This document walks you through the Cash overview analytical workspaces. These workspaces provide analytical reports that can help you understand upcoming cash flow and currency requirements.

Demo script

November 2017

[Send feedback.](#)

[Learn more about Finance and Operations.](#)



Cash flow forecasting

You can use the cash flow forecasting tools to analyze upcoming cash flow and currency requirements, so that you can estimate the company's future cash requirements. This document walks you through the Cash overview analytical workspaces. These workspaces provide analytical reports that can help you understand upcoming cash flow and currency requirements.

Important:

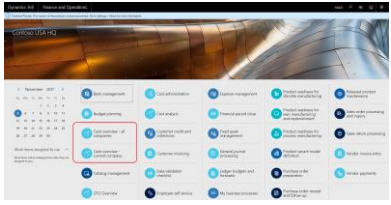
This demo script assumes that you are running data created from the demo data packages that were released with Microsoft Dynamics 365 for Finance and Operations, Enterprise edition 7.3. It is not intended for use with the demo data companies, such as USMF and DEMF, that also ship with the product. For more information about the demo data packages, see [Generate demo data by using packages](#).


Notes, open items, and questions


- **These data packages are required:** SystemAndShared, Financials - HQUS, and Financials - HQEU
- **Sign in as this user:** Sara
- **Use this legal entity:** HQUS

Additional setup that is required

- 1 In the **HQUS** legal entity, follow these steps:
 - a Select **Cash and bank management** > **Cash flow forecasting** > **Calculate cash flow forecasts**.
 - b Set the **Cash flow forecast calculation method** field to **Total**.
 - c Select **OK**.
- 2 In the **HQEU** legal entity, follow these steps:
 - a Select **Cash and bank management** > **Cash flow forecasting** > **Calculate cash flow forecasts**.
 - b Set the **Cash flow forecast calculation method** field to **Total**.
 - c Select **OK**.
- 3 In the **HQUS** legal entity, select **System administration** > **Setup** > **Entity store**, and then follow these steps:
 - a Select **LedgerCovLiquidityMeasurement**.
 - b Select **Refresh**.

Section	Demo steps	Talking points	Screenshot
Cash overview workspaces	Open the system dashboard.	<p>The Cash overview analytical workspaces were created for individuals who are responsible for cash in their organization.</p> <p>The Cash overview Microsoft Power BI content provides visibility into your cash flow. It also provides forecasts that can help you make better decisions and therefore improve the health of your cash flow. You can analyze cash by legal entity, currency, and bank account to get a better understanding of surpluses and shortfalls.</p>	

Section	Demo steps	Talking points	Screenshot
	<p>Select Cash overview – all companies.</p> <p>Select the Cash flow forecast report tab.</p> <p>Select the Currency forecast report tab.</p> <p>Select the Bank balances report tab.</p>	<p>The Cash overview – all companies workspace shows cash flow forecasting analytics in the system currency. The system currency and the system exchange rate type that are used for the analytics are defined on the System parameters page.</p> <p>This workspace shows an overview of cash flow forecasting and bank account balances for all companies. For more detailed analysis, you can filter the reports down to specific bank accounts, legal entities, or dates.</p> <p>A chart of cash inflows and outflows gives an overview of future cash movements and balances in the system currency, together with detailed information about the forecasted transactions.</p> <p>You can also see the forecasted currency balances, together with the detailed transactions.</p> <p>The last tab shows information about bank accounts across all legal entities. You can see the total balance in the system currency, forecasted versus actual balances for each bank account in the bank account currency, and the current currency balances.</p>	

Section	Demo steps	Talking points	Screenshot
	<p>Return to the system dashboard.</p> <p>Select Cash overview – current company.</p> <p>Select the Cash flow forecast report tab.</p>	<p>The Cash overview – current company workspace shows cash flow forecasting analytics in the company's defined accounting currency. The accounting currency that is used for the analytics is defined on the Ledger page. This workspace shows an overview of cash flow forecasting and bank account balances for the current company.</p> <p>A chart of cash inflows and outflows gives an overview of future cash movements and balances in the accounting currency, together with detailed information about the forecasted transactions. You can also see the forecasted currency balances.</p>	

[Send feedback.](#)

Microsoft Dynamics is a line of integrated, adaptable business management solutions that enables you and your people to make business decisions with greater confidence. Microsoft Dynamics works like and with familiar Microsoft software, automating and streamlining financial, customer relationship, and supply chain processes in a way that helps you drive business success.

United States and Canada toll-free: (888) 477-7989

Worldwide: (1) (701) 281-6500

www.microsoft.com/dynamics

© 2017 Microsoft Corporation. All rights reserved.

This document is provided "as-is." Information and views expressed in this document, including URL and other Internet Web site references, may change without notice. You bear the risk of using it.

Some examples are for illustration only and are fictitious. No real association is intended or inferred.

This document does not provide you with any legal rights to any intellectual property in any Microsoft product. You may copy and use this document for your internal, reference purposes.